



INSTRUCTIONS

**BMW E90, E92
M3 2007 -**

Active Autowerke Power Pulley

- Tools Needed:**
- Metric Sockets
 - 3/8" Ratchet, extension
 - Metric wrenches
 - Torx sockets



Remove under panel



Remove under panel



Remove under panel



Twist TENSION Cable 90 degrees
and slide forward to remove under panel after bolts are removed



TENSION Cable being removed



Under panel removed



Start removing air box by removing air box ducts
Use Torx sockets



Air box duct removed



Disconnect Breather hose connector before removing air box



Disconnected




Loosen inlet hose from air box.
Slacken hose-clamp



Unbolt using 10mm socket




Air box removed



Dislocate coolant overflow hose and hood release cable from engine aux fan shroud.

DO NOT RELEASE COOLANT only disconnect and pull away from fan shroud





Disconnect engine aux fan connector



Connector removed



Move over flow hose and hood release cable away from engine aux fan shroud



Pulling away



Bolt holding engine fan shroud



Remove bolt using Torx socket



Release engine aux fan shroud clip on DRIVER's side
to allow complete fan shroud removal



Remove pulley cover



Turn tensioner clockwise to remove A/C belt




Remove IDLER pulley that is close to Water Pump pulley




ILDER pulley removed




Pulley cover removed



Remove ALTERNATOR belt tensioner cover



Using a 14mm wrench, loosen tensioner in a CLOCKWISE rotation to remove alternator belt



Loosen all (6) Torx T45 bolts holding crank pulley



Factory crank pulley removed



When installing the Active Autowerke POWER PULLEY,
remember to reinstall the engine rotation assembly.
Torque to BMW Factory torque specs

**After installing the Active Autowerke POWER PULLEY,
Reinstall removed components in reversed order**

- Check all clearance and tightness of all clamps and related hardware
- Check for proper belt tension and interference
- Make adjustment as needed then tighten all bolts and clamps
- Perform road test

Thanks for purchasing and installing a Active Autowerke Power Pulley system.

If you have any questions, please contact anyone at Active Autowerke:

Active Autowerke
9940 SW 168 Terrace
Miami, Florida 33157, USA
Phone : 305.233.9300 - www.activeautowerke.com - info@activeautowerke.com